



NoteBurner YouTube Music Converter for Windows

User Manual

Overview

- [Introduction](#)
- [Key Features](#)
- [System Requirements](#)

Purchase & Registration

- [Purchase License](#)
- [Register Tips](#)

Installation & Interface

- [Installation](#)
- [Main Interface](#)
- [Menu](#)

Tutorials

- [Choose Output Settings](#)
- [Import Music Files](#)
- [Convert Music Files](#)
- [Check Conversion History](#)
- [Edit ID3 Tags](#)
- [Convert Audio](#)
- [Burn Music to CD](#)
- [Convert AA/AAX Audiobook](#)

Technical Supports

- [Support](#)
- [Contact](#)



Overview

- [Introduction](#)
- [Key Features](#)
- [System Requirements](#)

Introduction

Thanks for using NoteBurner YouTube Music Converter for Windows!

[NoteBurner YouTube Music Converter](#) is a professional YouTube Music downloader that is able to convert YouTube Music to MP3, AAC, WAV, FLAC, AIFF, or ALAC formats at up to 10X faster speed, keeping ID3 tags after conversion. It is a user-friendly program. With its concise interface, users can learn how to convert YouTube Music songs easily. In addition, NoteBurner YouTube Music Converter also supports downloading music videos from YouTube web player. Pick up a YouTube Music playlist on NoteBurner and start to download YouTube songs and videos on the computer.

Key Features

- Download YouTube Music songs/playlists/albums/music videos to PC.
- Convert YouTube Music songs to plain MP3/AAC/WAV/FLAC/AIFF/ALAC format.
- Download YouTube Music Videos to MP4 in 4K quality.
- Record songs from the YouTube Music Free/Premium account.
- Keep ID3 tags information & 10X faster conversion speed.
- Preserve 100% original audio quality after conversion.
- Free Toolbox of "Format Converter", "ID3 Tags Editor", "Burn CD".
- Highly compatible with the latest Windows 11.
- Free update & technical support.

System Requirements

- Windows 7, 8, 10,11 (32 bits or 64bits);
- 1GHz processor or above;
- 512 megabytes (MB) or higher of RAM;
- 1GB of available hard-disk space or higher;
- 1024*768 resolution display or higher Monitor.



Purchase & Registration

- [Purchase License](#)
- [Register Tips](#)

Purchase NoteBurner YouTube Music Converter for Windows

Tips: To buy a license key for NoteBurner YouTube Music Converter for Windows, please click [Here](#).

1. Why should I buy NoteBurner YouTube Music Converter for Windows?


The free trial version of NoteBurner YouTube Music Converter enables us to convert the first 1 minute of each song and convert 3 music files at a time. After you purchase this product, you will receive your registration key to unlock the full version.

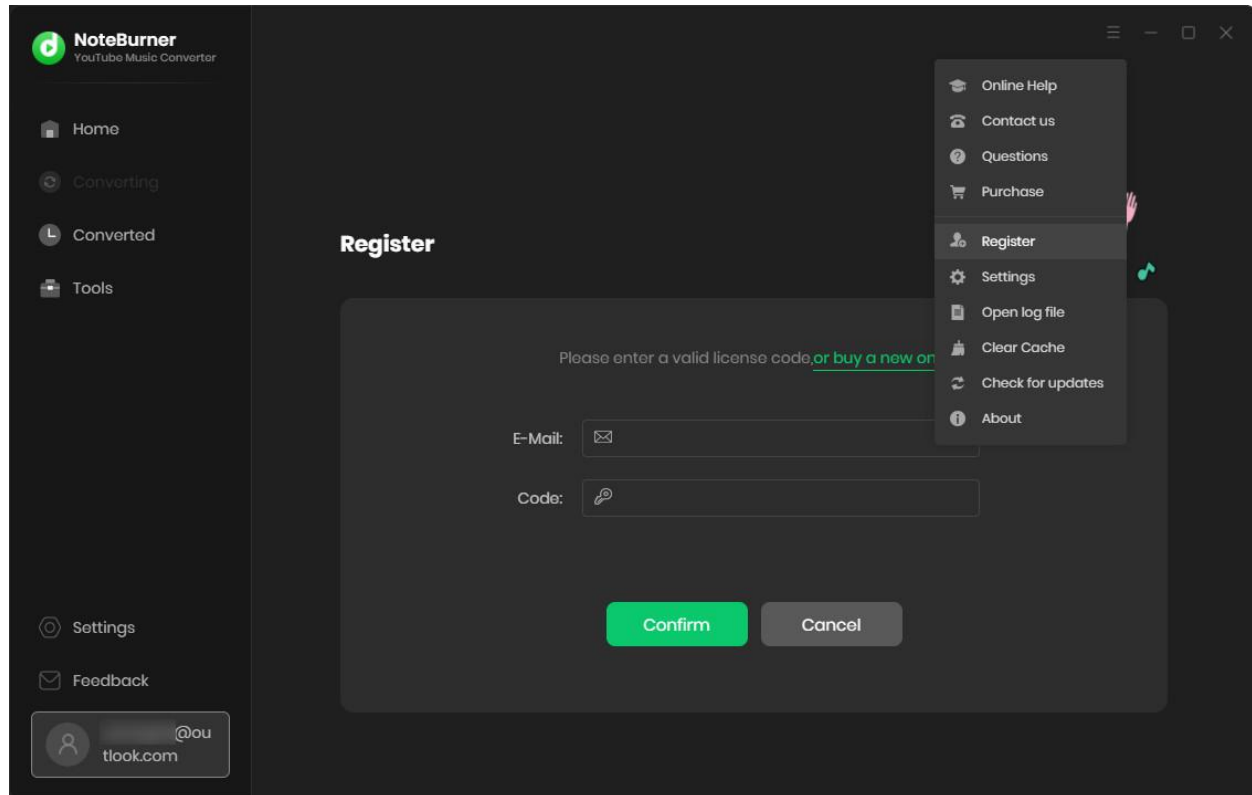
2. What benefits do we have after registration?

- Unlimited use without any restrictions.
- FREE upgrades to the latest versions of the same product.
- FREE technical support.

Tutorial of NoteBurner YouTube Music Converter for Windows

Register NoteBurner YouTube Music Converter for Windows

Step1: Run NoteBurner YouTube Music Converter on Windows PC. You can simply click the Menu button  and "**Register**" to open the registration window as below.



Step2: Copy and paste the registration Email and code you received into the pop-up registration window, then click the "**Register**" button.

Step3: Once you have finished the registration process, the limitations of the trial version will be removed.

Tips:

1. Make sure your computer is connected to the Internet.
2. We suggest you should just copy & paste the Registration information into the pop-up dialog.
3. Make sure both Registration Email and Registration key are provided by our company after purchasing. If you have not paid, please click "**Buy Now**" to get a license.



Installation & Interface

- [Installation](#)
- [Main Interface](#)
- [Menu](#)

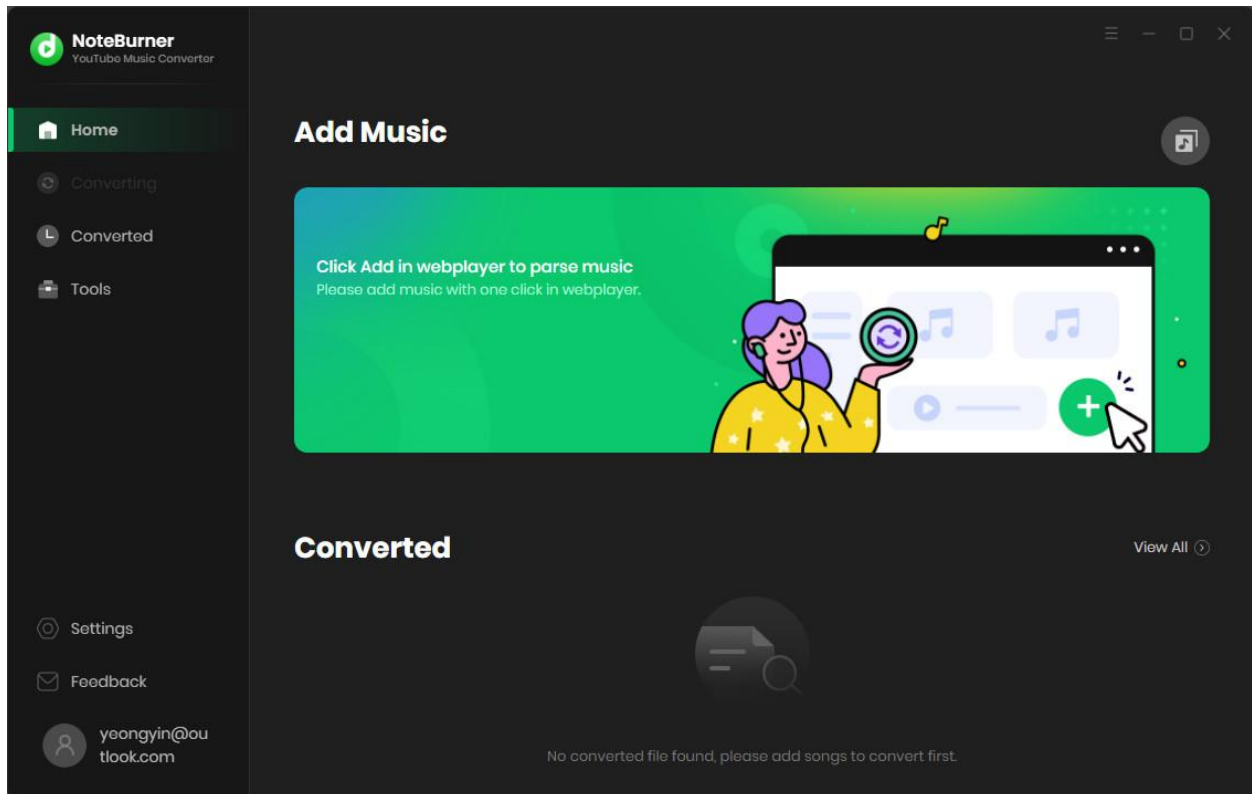
Installation

To install this product, please refer to the following steps:

1. Download the latest version of NoteBurner YouTube Music Converter through [Download Center](#).
2. Install NoteBurner YouTube Music Converter on your PC.
3. After installing, you can double-click it to launch the program.


Main Interface

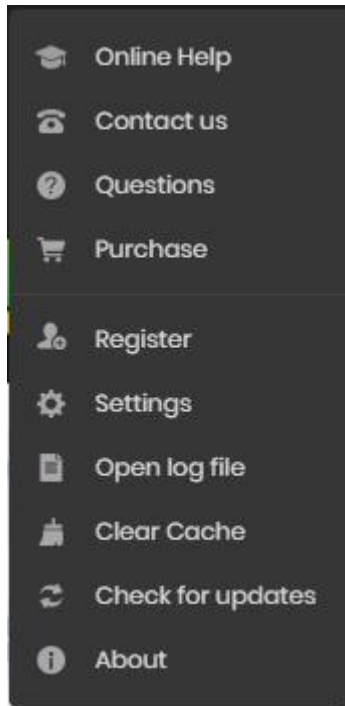
After launching NoteBurner YouTube Music Converter for Windows, and signing in with your YouTube Music account, you will see the main interface like this:





Menu

When clicking the menu bar  on the upper right corner, you will see the menu list like the following picture. Here you can choose the language you want to use, check for updates when a new version is available, register your NoteBurner YouTube Music Converter account, etc.



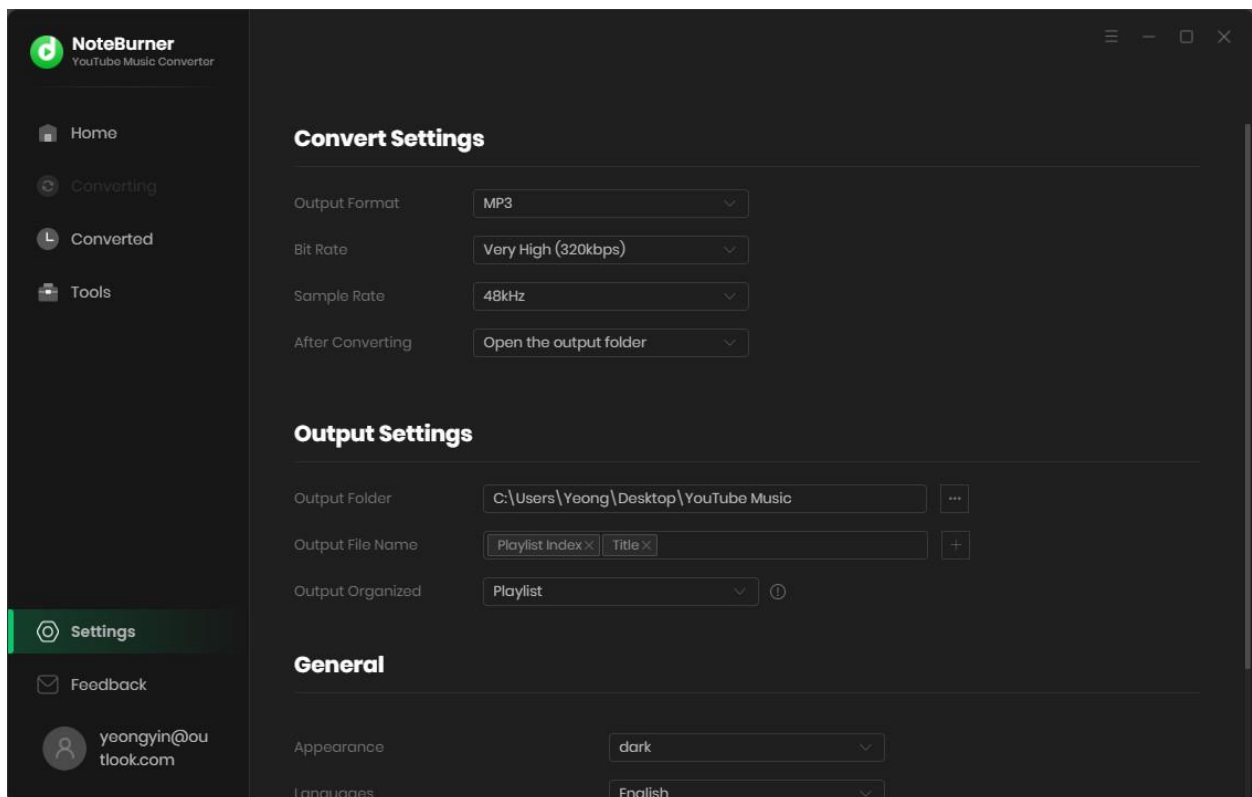


Tutorials

- [Choose Output Settings](#)
- [Import Music Files](#)
- [Convert Music Files](#)
- [Check Conversion History](#)
- [Edit ID3 Tags](#)
- [Convert Audio](#)
- [Burn Music to CD](#)
- [Convert AA/AAX Audiobook](#)

Choose Output Settings

Click the Setting icon on the upper right corner to choose the Output Format (AUTO/MP3/AAC/FLAC/WAV/AIFF/ALAC), the Output Quality (up to 320kbps), Output Path, etc.





Import Music Files

Open a playlist, artist, or album, then click on the “Add” button and select the songs that you'd like to convert from the popup window.

The screenshot shows the YouTube Music web player interface. The browser address bar displays the URL: https://music.youtube.com/playlist?list=OLAK5uy_kuKIARRMIYf4cu68la2kUz8Ji2KioT0c. The page features a search bar, navigation icons, and a 'Sign in' button. The main content area displays the album 'METRO BOOMIN PRESENTS SPIDER-MAN: ACROSS THE SPIDER-VERSE (SOUNDTRAC...' with a colorful spider graphic. Below the album title, it lists 'Album • Metro Boomin • 2023' and '13 songs • 47 minutes'. A description states: 'The soundtrack for the 2023 American animated superhero film Spider-Man: Across the Spider-Verse, based on the Miles Morales incarnation of the... MORE'. Action buttons for 'Play' and 'Add to library' are visible. A track list is shown with four items:

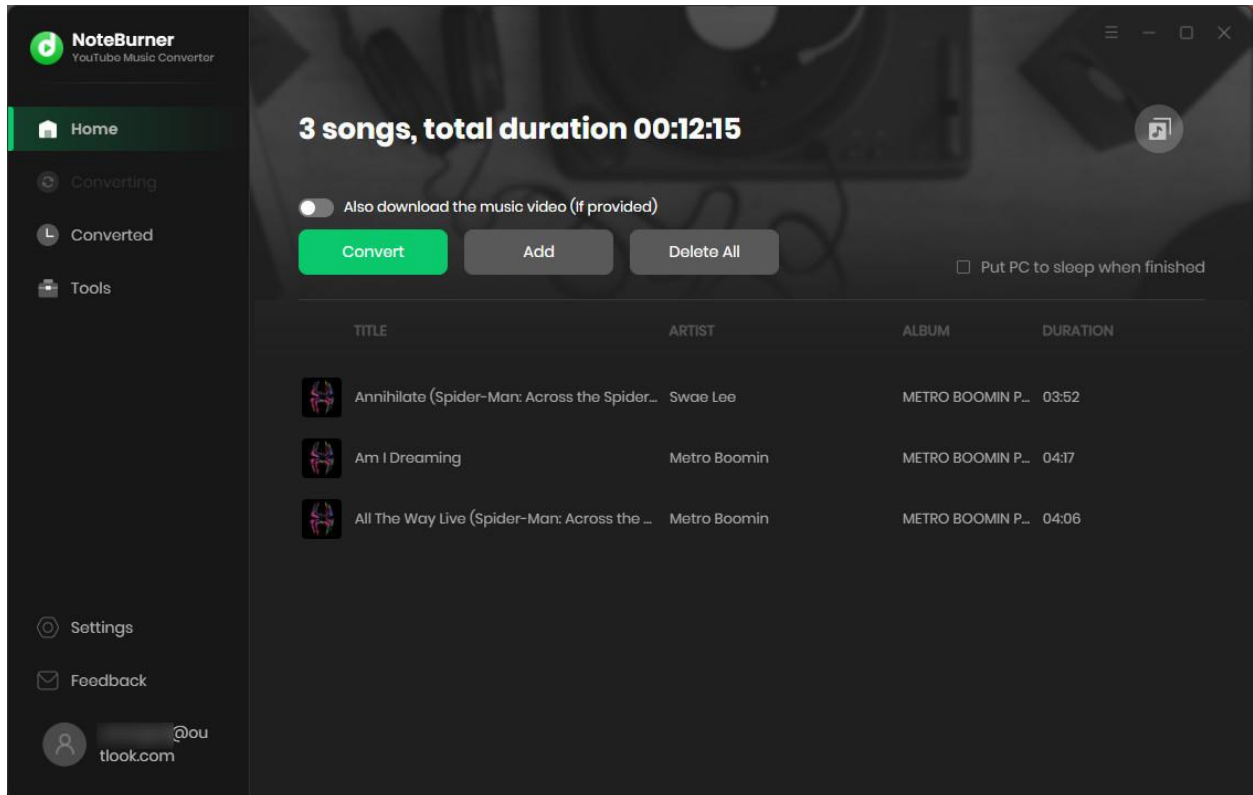
- 1 Annihilate (Spider-Man: Across the Spider-V... Metro Boomin, Swae Lee, Lil
- 2 Am I Dreaming Metro Boomin, A\$AP Rocky t
- 3 All The Way Live (Spider-Man: Across the Sp... Metro Boomin, Future & Lil...
- 4 Danger (Spider) Offset & JID

At the bottom, a video player shows 'Hotel California' by The Eagles from 'MTV Unplugged, Second and Alternate Night, Warner Bn' with a progress bar at 4:39 / 7:27. A green plus sign icon is overlaid on the right side of the video player.



Convert Music Files

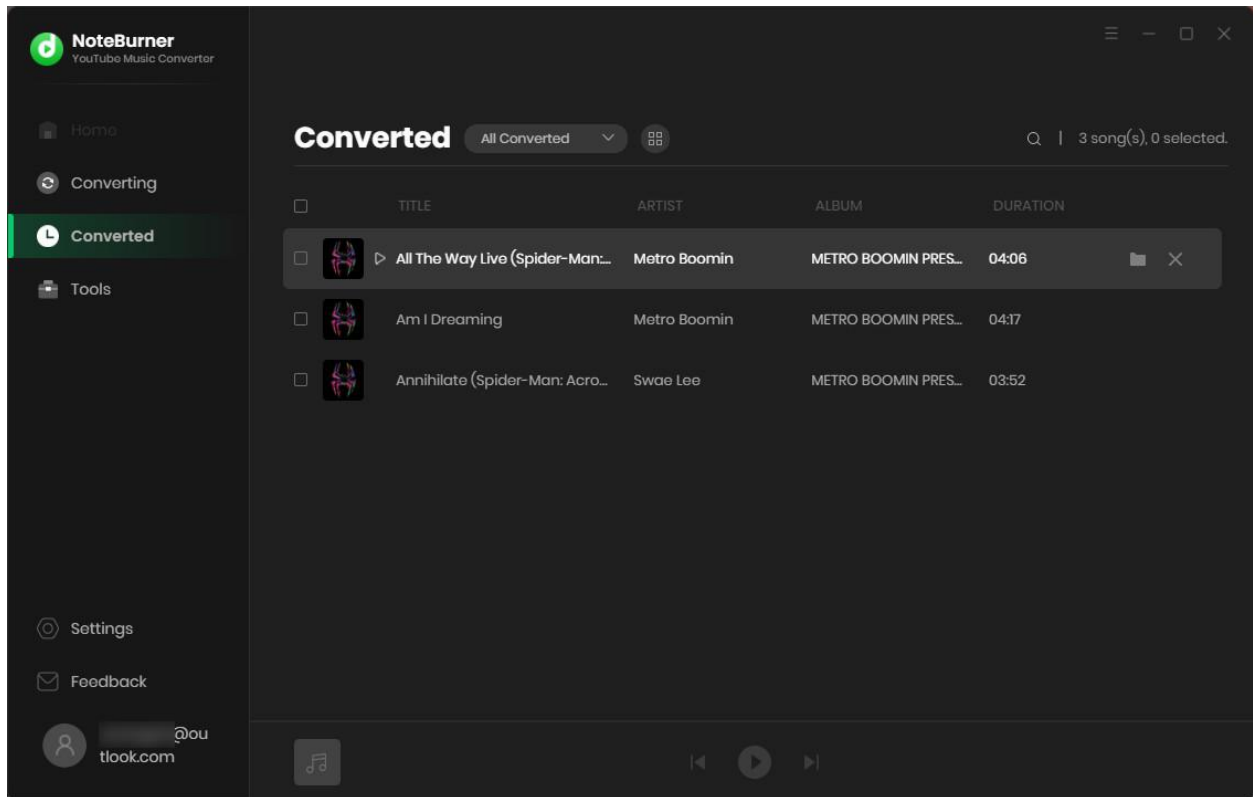
Click the "Convert" button to start converting the selected songs to the output format you have chosen.





Check Conversion History

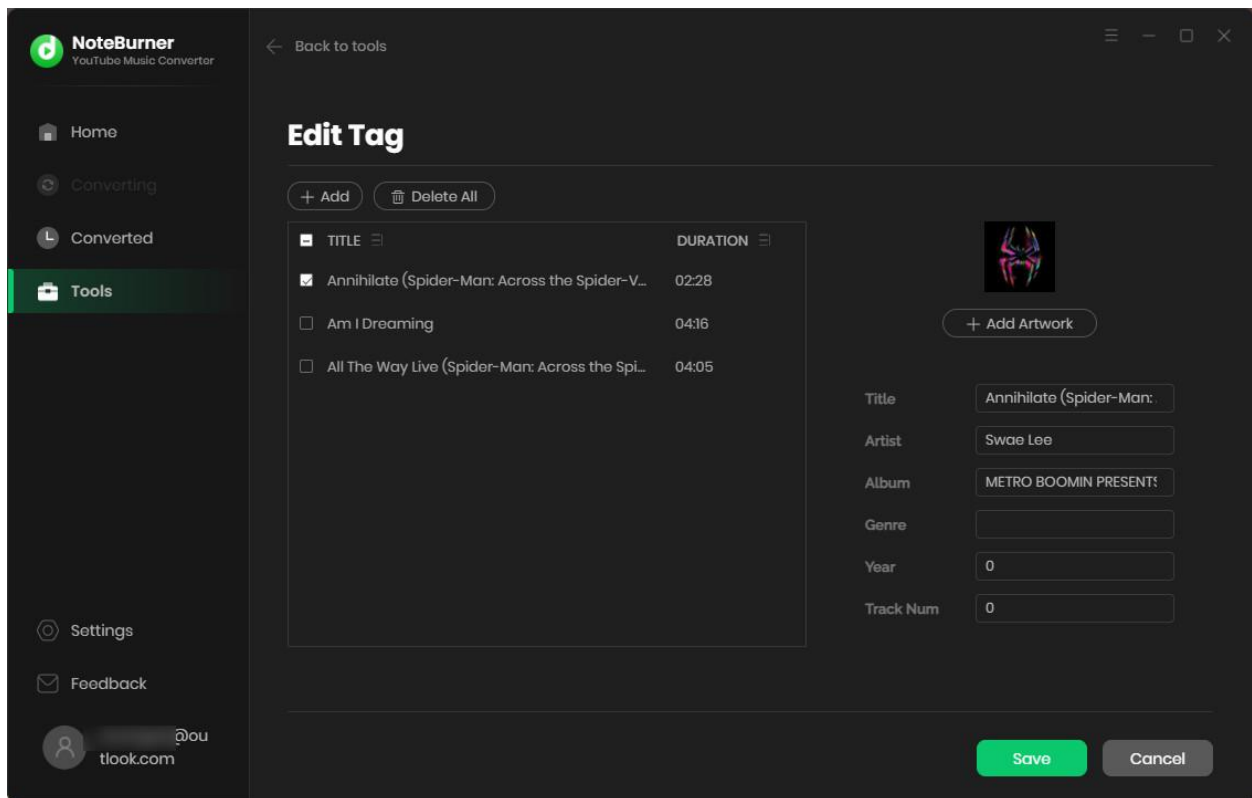
Once the conversion is done, you can find the downloaded songs and music videos by clicking “Converted” on the right side or directly going to the output folder you customized in the previous step.





Edit ID3 Tags

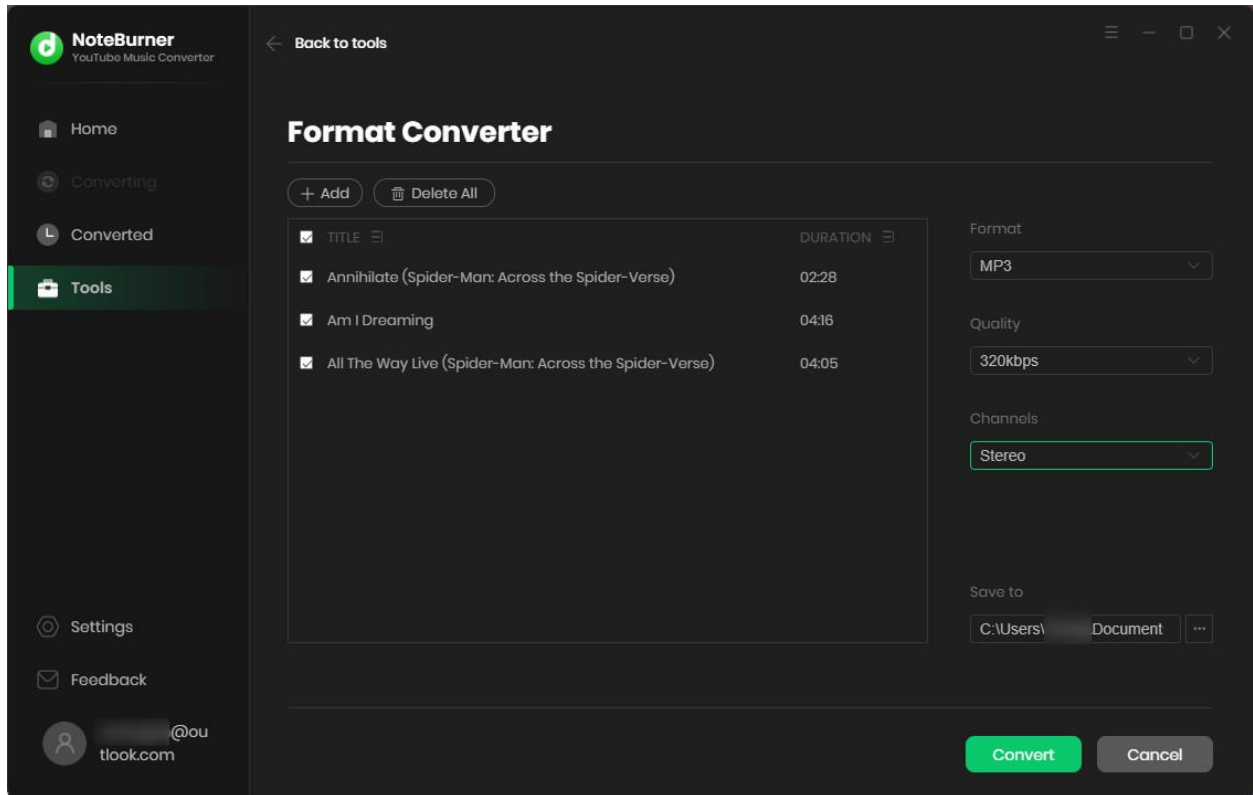
The program also supports to edit any Meta information by clicking "**Tools**" >> "**Edit Tag**".





Convert Audio

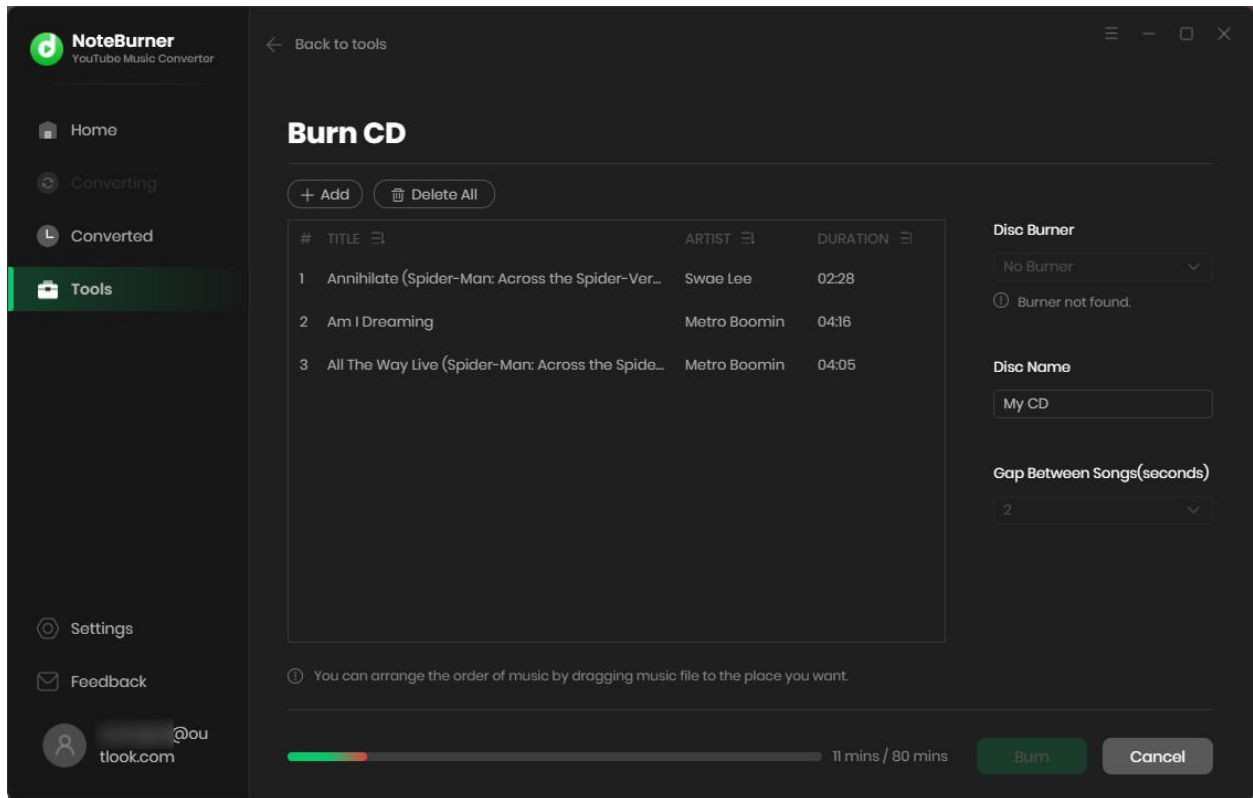
Except for the basic feature of converting YouTube Music songs, NoteBurner is also able to convert the local audio files. Just get this tool "Format Converter" for a try.





Burn Music to CD

For the converted YouTube Music songs, or the regular music files stored on local computer drive, NoteBurner can burn all music files to CD easily.

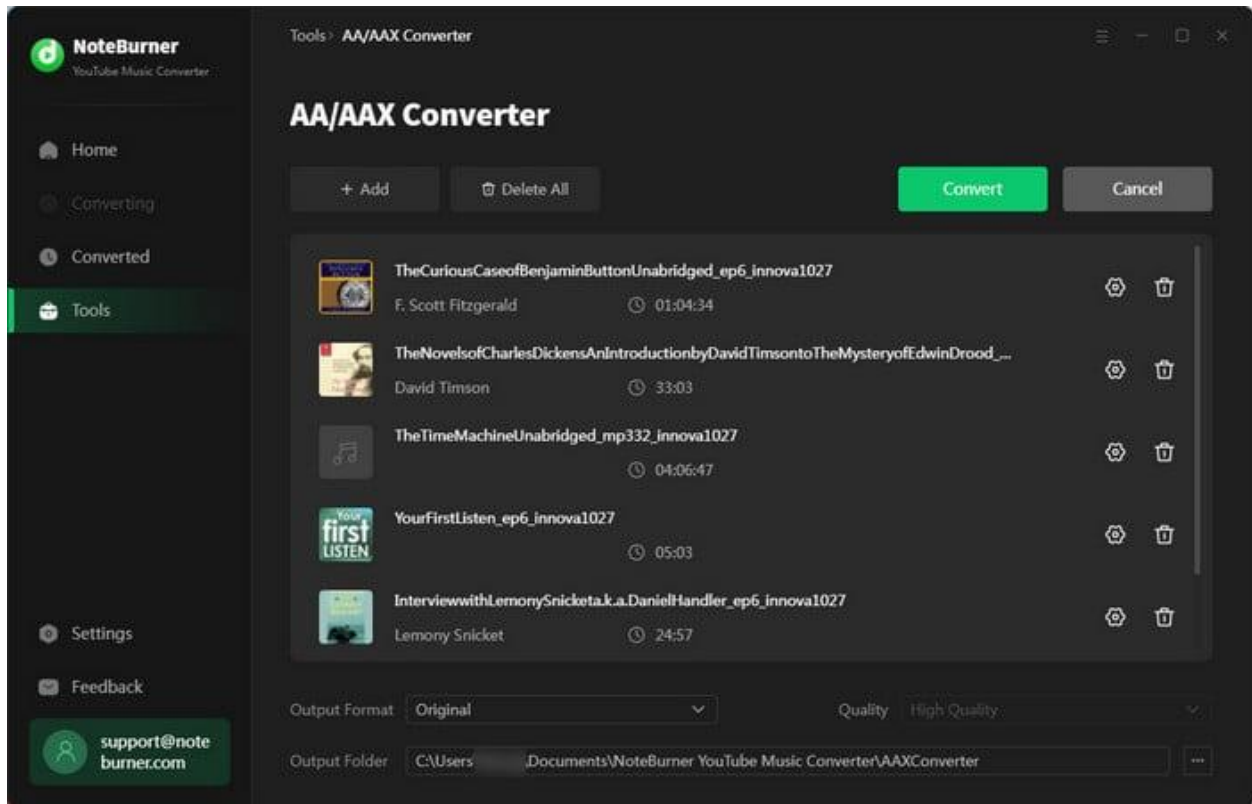




Tutorial of NoteBurner YouTube Music Converter for Windows

Convert AA/AAX Audiobook

Within the toolbox, you'll also get a "AA/AAX Converter", which supports to convert your local aa/aax audiobooks to M4A/M4B/MP3 plain format.





Technical Supports

- [Support](#)
- [Contact](#)

Support

For more information, please visit NoteBurner official website!

Homepage: <https://www.noteburner.com/>

Product Page: <https://www.noteburner.com/youtube-music-converter-windows.html>

If you meet any problem, you may help yourself with NoteBurner FAQ!

FAQs Page: <https://www.noteburner.com/faq-youtube-music-converter.html>

Support Page: <https://www.noteburner.com/help.html>

Contact

If you meet any problem when using our products, please contact NoteBurner technical support team for further assistance. Technical support inquiry, suggestion, feedback, proposal, compliments, or even criticism, are all welcome.

We are always ready to serve you with prompt and useful email support. From Monday to Sunday, we will answer your emails within 48 hours. Please allow time lag due to different time zones.

Support Email: support@noteburner.com